




FARFALLE IN VOLO

COMPLETA IL VOLO DELLE FARFALLE: COLLEGA I CERCHIETTI CON I COLORI INDICATI.



PER STRADA!

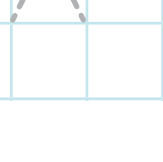
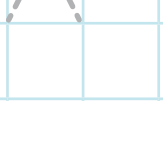
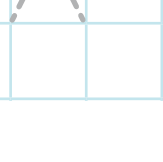
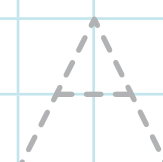
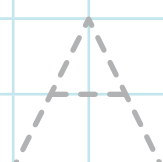
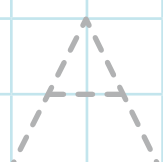
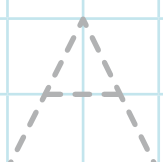
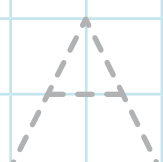
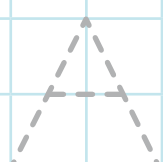
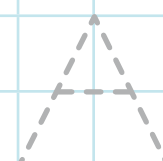
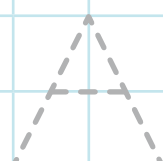
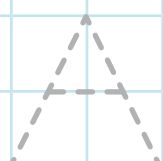
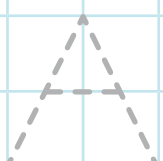
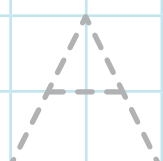
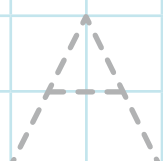
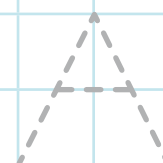
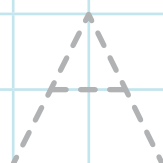
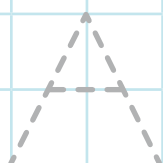
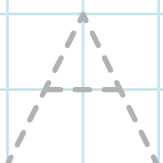
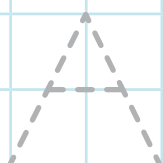
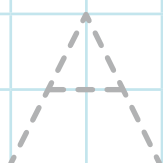
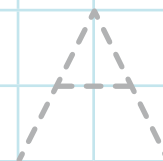
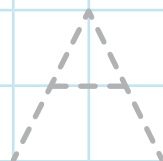
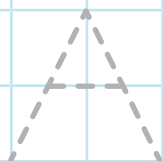
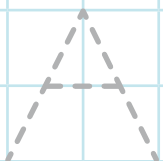
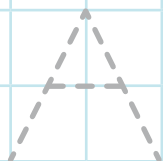
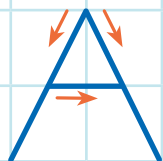
PER STRADA C'È UN GRANDE VIA VAI. RIPASSA I TRATTEGGI CON LA MATITA: PARTI DAL CERCHIETTO VERDE E SEGUI LA FRECCIA. POI COLORA.





APE

SCRIVI LA LETTERA **A**: SEGUI LA DIREZIONE DELLE FRECCE.




LA LETTERA A

CERCHIA GLI ANIMALI CHE INIZIANO CON LA **A** DI **A**PE.



COLORA GLI ALBERI CHE CONTENGONO LA LETTERA **A**.



SEGNA CON UNA **X** LE CASELLE CHE CONTENGONO LA LETTERA **A**.



RIFLETTI E COLLEGA

PROVA A DIRE A VOCE ALTA IL NOME DI OGNI DISEGNO, POI COLLEGALO ALLA LETTERA INIZIALE CORRISPONDENTE.

